

The Gardena

Wall Mount



The go-to for American-made, handcrafted lights.
A family-owned business, comfortable making things the old fashioned way.

Dome



Mounts



Colors



Galvanized option not available on straight arm mounts

Custom colors are available for an additional fee. Please provide a RAL number

DOME: (S16) Standard 16" Dome

MOUNT: Choose between a 11" straight arm, 16" gooseneck, 23" gooseneck, or an upward sloping gooseneck

SOCKET: 120V Medium Base Porcelain Socket and 6ft of Wiring. Comes with a threaded Covernut and Gasket for a secure and water proof seal

MOUNTING HARDWARE: (BP12) Heavy Duty 4" Die Cast Base Plate with Gasket and Screws (fits with a 4" Round Electrical Box)

Parts Included

CUSTOMIZABLE: From the shape and the size to the interior color, you can decide what fits best into your vision and we can make it happen.

ALL-WEATHER: Built to last and withstand any storm the outside - or inside - world throws its way.

STEEL CONSTRUCTION: Expertly spun using 18 gauge steel and strong enough to make a lasting statement.

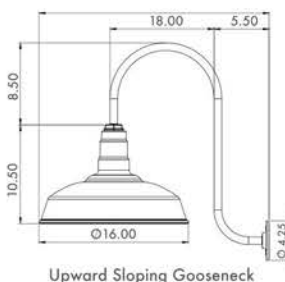
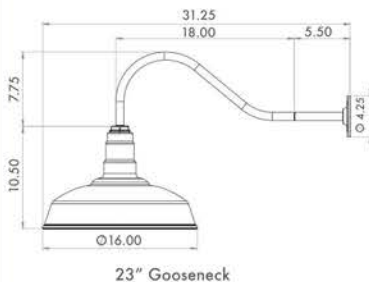
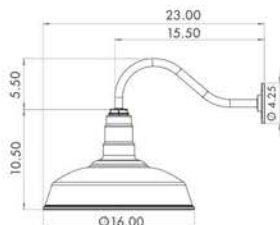
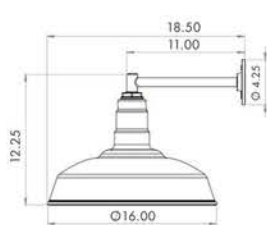
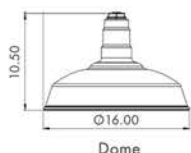
FAST & FREE SHIPPING: We move quickly so your timelines can too - free shipping within 24 hours in the continental US!

APPLICATION: Beside or above garage doors, decoration along walls or barn walls. Usually used outdoors!

Features



Dimensional Data



Optional Accessories

Electrical Box (RB05): 4" round die cast electrical box which is powder coated to match your fixture.

LED Bulb (LFLA): 800 Lumen Filament LED Medium base screw-in bulb.

6" Mounting Plate (LP12): A larger mounting plate if the standard 4" mounting plate is too small.

Wire Guard (WG16): A matching wire guard that snaps on to the bottom of the fixture. It comes unfinished but can be powder coated upon request.

Choose each item specification to breakdown the SKU numbers for your order below

Ordering Information

S16	Color	Mount	Color	Mounting Hardware	Color	Electrical Box (optional)	Color	Wire Guard (optional)	LED Bulb (optional)
	00 04	ST11	00 04	BP12 - Standard 4" Mounting Plate	00 04	RB05 - 4" round die cast electrical box	00 04	WG16	LFLA - LED Bulb
	01 06	GB04	01 06	LP12 - Larger 6" Mounting Plate	01 06		01 06		
	1M 08	GB01	1M 08		1M 08		1M 08		
	03	GB05	03		03		03		