

The Hollywood Bowl

Wall Mount



The go-to for American-made, handcrafted lights.
A family-owned business, comfortable making things the old fashioned way.

Dome



Colors



DOMES: (B15) Bowl Shape 15" Dome

MOUNT: Choose between 20" straight arm, 16" gooseneck, 23" gooseneck, or upward sloping gooseneck

SOCKET: 120V Medium Base Porcelain Socket and 6ft of Wiring. Comes with a threaded Covernut and Gasket for a secure and water proof seal

MOUNTING HARDWARE: (BP12) Heavy Duty 4" Die Cast Base Plate with Gasket and Screws (fits with a 4" Round Electrical Box)

Parts Included

CUSTOMIZABLE: From the shape and the size to the interior color, you can decide what fits best into your vision and we can make it happen.

ALL-WEATHER: Built to last and withstand any storm the outside - or inside - world throws its way.

STEEL CONSTRUCTION: Expertly spun using 18 gauge steel and strong enough to make a lasting statement.

FAST & FREE SHIPPING: We move quickly so your timelines can too - free shipping within 24 hours in the continental US!

APPLICATION: Outdoors, large exterior walls, barn sides or perched on roof peaks and tall eaves.

Features



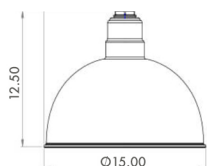
Optional Accessories

Electrical Box (RB05): 4" round die cast electrical box which is powder coated to match your fixture.

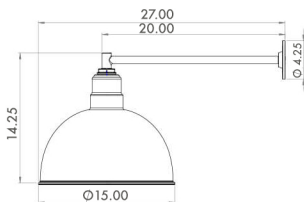
LED Bulb (LFLA): 800 Lumen Filament LED Medium base screw-in bulb.

6" Mounting Plate (LP12): A larger mounting plate if the standard 4" mounting plate is too small.

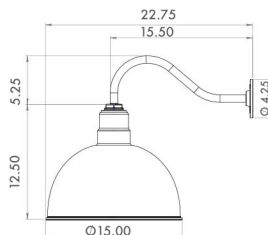
Mounts



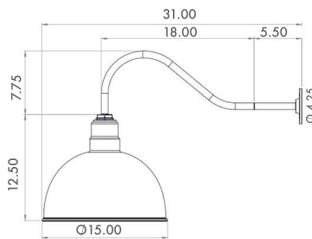
Dome



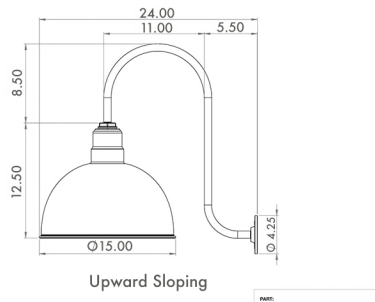
20" Straight Arm



16" Gooseneck



23" Gooseneck



Upward Sloping

PART: 0000 010 00 00 00 0000 00 0010 00 1000 00

Dimensional Data

Choose each item specification to breakdown the SKU numbers for your order below

Ordering Information

B15	Color	Mount	Color	Mounting Hardware	Color	Electrical Box (optional)	Color	LED Bulb (optional)
	00 04	GB01	00 04	BP12 - Standard 4" Mounting Plate	00 04	RB05 - 4" round die cast electrical box	00 04	LFLA - LED Bulb
	01 06	GB04	01 06	LP12 - Larger 6" Mounting Plate	01 06		01 06	
	1M 08	GB05	1M 08		1M 08		1M 08	
	03	ST20	03		03		03	